

English

Either:

Create a timeline showing the Tudor Kings and Queens. Include a short biography for each monarch.

OR

Write a poem (minimum of 10 lines) describing what life was like in Tudor Britain.



Weekly Expectation: Maths

- 1) Please ensure you are regularly going onto TTRS to keep up your times tables knowledge and speed—I will be checking!
- 2) Occasionally, I will be sending home a maths worksheet, containing an array of different maths questions for you to complete.



Weekly Expectation: Reading

Each week, read a book at least 3 and record into your planner.

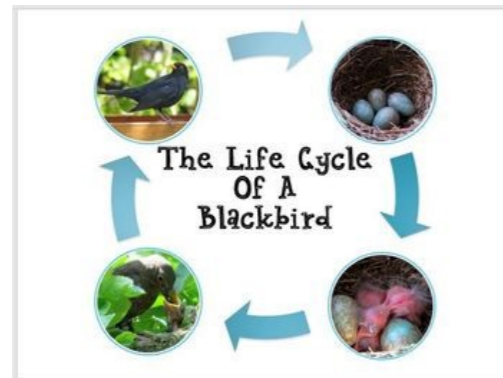
I would love to know about a book you are reading or have recently read. Please can you write a detailed book review, so we can display them in class.



Science

Living Things and their Habitat

Write an information leaflet about the lifecycle of a Black Bird. Include detailed descriptions of each stage, along with diagrams and appropriate captions.



Autumn 1 The Tudors

Please complete one of these activities **each week** and ensure, where possible, your homework is logged in your homework book and returned to school by **Wednesday** each week. Homework club will run every Thursday break to support children who are unable to complete a task at home.

Weekly Expectation: SPELLINGS

New spellings and your spelling rule will be given out and taught each Friday. Spelling rules will also be uploaded to your Spelling Shed account so that you can practice these at home. You will have a week to learn each rule ready for a spelling test the following Friday. Sometimes I will also include exceptions to the rule, as well as a few common exception words to learn.



COMPUTING— Systems and Searching

Complete the additional homework sheet: Can you think of three things that you can't find on the web and explain why that might be?



Double Slot: Project

Tudor House

Learn about and make a model of a Tudor house.

<https://www.english-heritage.org.uk/members-area/kids/kids-rule-things-to-make-and-do/build-a-model-tudor-house/>

This may take you a couple of weeks to complete, so counts as a double homework task.



History

Design and annotate an outfit for both a rich and a poor Tudor—label your design, ensuring correct vocabulary and explanations are used.



English

1. Write a timetable of a normal school day for you, then write a timetable of a Victorian school child's day and find 3 ways they are different.



Maths

- 1) Please ensure you are regularly going onto TTRS to keep up your times tables knowledge and speed.
- 2) There is a selection of homework set on your MyMaths accounts covering areas we have looked at so far.



Reading & A Book Review

Each week, read a book **at least 3** times and record this in your planner. Reading Club is on Mondays for support, if you are unable to do so at home.

As always, I would love to know about a book you are reading or have recently read. Please can you write a detailed book review, so we can display them in class or in our Library.



History

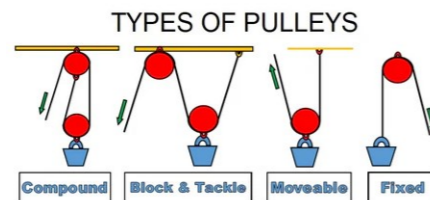
The Tudors

Would you have liked to wear Victorian clothing? Why? Why not? Research the materials available for Victorian clothes makers and where it came from. Design your own outfit.



DT: Victorian Toys

Research different types of toys designed and created by the Victorians. Think about pulleys and gears and design your own Victorian-style toy. Ensure you annotate your design and include key features.



Computing: Physical Computing

Copy and complete the set of instructions to guide someone connecting a Crumble controller to its components. See additional sheet.



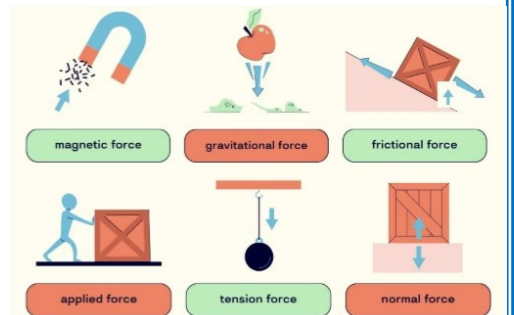
Autumn 2

Please complete **one** of these activities **each week** and ensure, where possible, your homework is logged in your homework book and returned to school by **Wednesday** each week. Homework club runs every Thursday.

Science

Forces

Plan and undertake your own science experiment related to Forces. You can decide how you are going to present your experiment. This could be a report, a video clip or a written investigation. We must see your results



Project (fun & optional)

Make some simple Victorian recipes, such as Apple Charlotte, Banbury cakes and custard patties. Create a recipe book using photos of your own creations.

A suggested recipe for you to try:
<https://www.bbcgoodfood.com/recipes/classic-victoria-sandwich-recipe>



English

Using SPaG.com complete the online SPaG activities set on the 05.01.2026. These will be marked automatically online and I will let you know your scores, once you have completed them.



Maths

- 1) Please ensure you are regularly going onto TTRS to keep up your times tables knowledge and speed.
- 2) There is a selection of homework set on your MyMaths accounts covering areas we have looked at so far.



Reading & A Book Review

Each week, read a book **at least 3** times and record this in your planner. Reading Club is on Mondays, for support, if you are unable to do so at home.

As always, I would love to know about a book you are reading or have recently read. Please can you write a detailed book review, so we can display them in class or in our Library.



Geography The Caribbean

Create a fact-file of an animal of your choice that lives in the Caribbean. Include information about their habitat, diet and potential threats i.e. predators.



Art: Observational Drawings

Choose **one everyday object** from your home (for example: a shoe, mug, toy, piece of fruit, or plant).

What to do:

1. Place the object in front of you on a table.
2. Look carefully at its **shape, lines, and details**.
3. Draw what you can see **without colouring**. Use pencil only.
4. Try to include: The **correct shape**. Any **patterns or textures**. Light and dark areas using **shading**



Spring 1

Please complete **one** of these activities **each week** and ensure, where possible, your homework is logged in your homework book and returned to school by **Wednesday** each week. Homework club runs every Thursday.

If you are in Year 6, I will be setting you alternative homework going forward. You do not need to complete activities off of this sheet, unless you want to. We will be focusing on SATs revision going forward.

Science Earth & Space

Research the Apollo 13 Space Aircraft Draw and label it.



Project (fun & optional)

Have you ever tried Caribbean foods? Research different types of Caribbean food and see which you think you might like to try.

Maybe you could cook one of your favourites for your family. I would love to read the recipes you try. Below is a suggestion you might like: <https://www.bbcgoodfood.com/recipes/jerk-chicken-rice-peas>



Computing: Vector Graphics

Analyse a famous Logo. Use additional sheet to complete this activity.



English

Write a short story inspired by this magical image. Discovering a hidden power that flows from your hands, filled with sparkling light and swirling energy. Describe what happens when you use this magic for the first time. Be creative and enchanting. Think about key SPaG that you want to include.



Maths

- 1) Please ensure you are regularly going onto TTRS to keep up your times tables knowledge and speed.
- 2) There is a selection of homework set on your MyMaths accounts covering areas we have looked at so far.



Reading & A Book Review

Each week, read a book **at least 3** times and record this in your planner. Reading Club is on Mondays, for support, if you are unable to do so at home.

As always, I would love to know about a book you are reading or have recently read. Please can you write a detailed book review, so we can display them in class or in our Library.



RSHE—Protecting my identity

Think About Your Personal Information

Make a list of 5 things about yourself that are private (for example: full name, address, school, phone number, password).

Circle which of these you should **never share online**.

Create a “Safe Sharing Plan”

Draw a table with two columns:

Information
Can I share it?
Why or why not?

Fill in your 5 items and explain your choices..




RE: Freedom & Justice Map

Draw a large outline of a city or community on your paper.

Think of situations where people might feel “unfairly treated” or “restricted.” Mark these spots on your map.

For each spot, write or draw **how following God’s teachings could bring freedom or justice** in that situation.



Computing: Video Production

Reshoot or edit. Complete after lesson 5 on additional sheet.

What issues would mean you need to **reshoot** part of a video?

What issues would mean you could **edit** part of a video?



Summer 1

Please complete **one** of these activities **each week** and ensure, where possible, your homework is logged in your homework book and returned to school by **Wednesday** each week. Homework club runs every Thursday.

If you are in Year 6, I will be continuing to set you alternative homework going forward. You do not need to complete activities off of this sheet, unless you want to. We will be focusing on SATs revision.

Science


The Science Behind “Magic”

Pick one type of “magic” (for example: glowing light, making things float, or becoming invisible). Research how real science can do something similar, such as bioluminescence or magnetism.

Write a short paragraph explaining how it works and give one real-life example.



Project (fun & optional)



1. Glow-in-the-Dark Magic

Create a “magic potion” that glows using tonic water under a UV light. Link it to fluorescence and explain why it glows.

2. Floating Objects (Magnetic Magic)

Make objects appear to move or “float” using magnets. This introduces magnetism in a hands-on way.

3. Invisible Ink Spells

Write secret messages using lemon juice and reveal them with heat. Link this to chemical reactions.